

# GLOBAL NATURAL HISTORY DAY

BEHRING GLOBAL EDUCATIONAL FOUNDATION



The Behring Global Educational Foundation Program

## Guide Book



[www.gnhd.international](http://www.gnhd.international)

# Content

## Introduction 3

Mission 3

History 3

Structure 4

Teams 4

Overview 4

Annual Theme 5

Costs 5

Awards 5

## Participation 6

Create an Entry 6

Enrollment 6

Retrieve your  
Password 6

Categories 7

## Step by Step 8

## Judging 9

Judges 9

Evaluation Process 9

Criteria 9

General Rules 10

Written Material 12

## Schedule 13

## Contact 13

# Introduction

GNHD™, sponsored by the Behring Global Educational Foundation, is a well-rounded program for elementary through high school students. Each year, participants select topics which are related to the theme of that year and conduct their own research projects. Participants take the initiative to find primary sources and talk to scientists, curators, librarians, or other sources they can think of. During every level of GNHD™, they will have opportunities to present (or perform) in front of judges who are well-respected professionals and experts from different backgrounds.



The logo of Global Natural History Day©

## Mission

Global Natural History Day is designed to inspire interest in natural history and science among elementary through high school students. It engages students in real world learning experiences that challenge and excite them to get outdoors and explore their environment. In the program students develop problem-solving abilities, cultivate leadership skills, improve cross-cultural understanding, and create a sense of awareness of the present and future state of the natural world.

## History

GNHD™ was launched in 2012 in Shanghai, China. The inaugural theme was 'Biodiversity' and involved more than 500 students. Participation increased enormously in its second year with around 2,200 students representing provinces throughout China as well as Hawaii. The theme for the second year of GNHD™ was 'Great Migrations'. In 2014, the theme was 'Adaptability, Resiliency, Sustainability' and in 2015, the theme was 'Nature's Great Events'.

In only four years, GNHD continues to expand, with more students from a growing list of cities and countries participating each year. Since 2012, more than 7,138 students have participated in GNHD.

In 2016 the international league will be enlarged, as teams from Hong Kong, Thailand, Cambodia, Laos, the United States and other countries in the Southeast Asia region will participate in the program. The theme for 2016 is 'Guanxi: Relationships in Nature.'



## Structure

Global Natural History Day (GNHD) is a program organized by the Behring Global Educational Foundation.

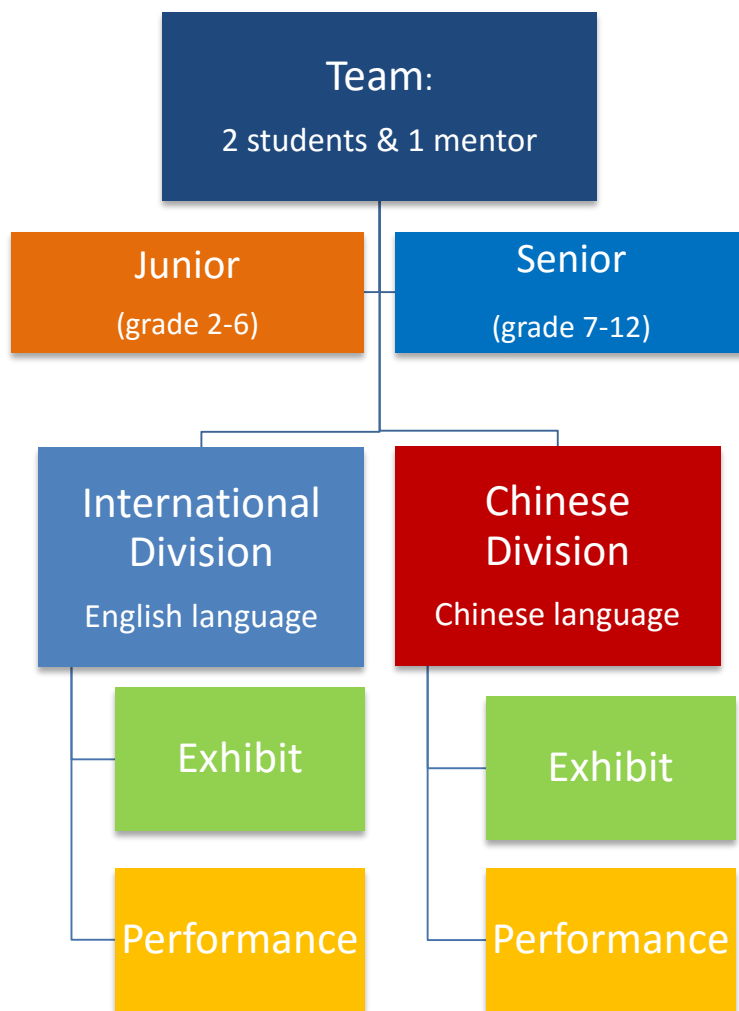
- GNHD includes participants from many parts of the world (cities in China, Hong Kong, Thailand, Cambodia, Laos, Hawaii, etc.).
- The Chinese league uses the Chinese language, the international league uses the English language.
- GNHD falls into two categories:
  - Junior (grade 2-6)
    - Grade 2-6 (China, United States, South Korea, Taiwan)
    - Prathom 2-6 (Thailand)
    - Primary School 2-6 (UK, Hong Kong, Singapore)
    - 小学校 2-6 (Japan)
  - Senior (grade 7-12)
    - Grade 7-12 (China, United States, South Korea, Taiwan)
    - Matthayom 1-6 (Thailand)
    - Secondary School 1-6 (UK, Hong Kong, Singapore)
    - 中学校 1-3 & 高等学校 1-3 (Japan)
- Students can choose to present their results in an exhibition or a performance.
- A GNHD Team works closely together with museums, educational institutions, partner-NGOs, governmental officials, media and sponsors.

## Teams

A team

- can consist of maximum two students.
- has to be guided by an adult (a teacher, parent or educational specialist).
- has to be registered on the website [www.gnhd.international](http://www.gnhd.international)
- can only be registered by an adult.

## Overview



Global Natural History Day is organized into two levels:

- Regional Selection will be organized
  - in the period March-June 2016.
- Global Finals will be take place
  - At Shanghai Natural History Museum, China;
  - On July 20-26, 2016.



*'Miracle of bamboo borer Omphisa fuscidentalis, Hampson'  
Exhibit at the 2015 Global Finals in Jinan*

## Annual Theme

The 2016 Theme is

**'Guanxi: Relationships in Nature'**



*The logo of the theme of GNHD 2016*

## Costs

There is no cost to register and participate in GNHD. Travel expenses to the GNHD Global Finals are paid by each participant if they qualify for the Finals.

## Awards

All participants in GNHD™ will receive an official certificate of participation.

Winners/qualified teams of the **Regional Selections:**

- Will have the possibility to participate in the Global Finals in Shanghai;
- Will receive official certificates and medals.

Winners of the **Global Finals:**

- Will receive awarded medals;
- Will receive official certificates;
- Will receive other non-cash awards;
- Will receive **the experience of a lifetime**, the most important goal of our GNHD program that participants can not find in other education programs



*GNHD Certificate*

# Participation

GNHD™ programs are open to all students and teachers regardless of race, sex, religion, physical abilities, economic status, or sexual orientation. GNHD™ does not discriminate against or limit participation by physically challenged students. GNHD™ staff and affiliated coordinators strive to accommodate students with special needs.

## Create an Entry

Register on the official website of GNHD: [www.gnhd.international](http://www.gnhd.international)

Registration > Create an Entry

- Registration information for the **mentor**;
- Registration information for the **students**;
- Participating teams can log in on the official website [www.gnhd.international](http://www.gnhd.international) to confirm their participation.

Registration > Entry Confirmation > Enter registration code > Apply

**Please pay attention:** After the registration, the team will receive the registration ID. At this stage, the team is only registered. To participate in the competition, the mentor has to enroll the team in the 'Entry Confirmation' section.

## Enrollment

After the team is successfully registered, it is possible to enroll for an event.

Registration > Entry Confirmation > Enter the registration ID > Select Semi-final Rounds or Global Finals



*Students were preparing their exhibits at the Global Finals in Jinan*

## Retrieve your Registration ID

If you lost your registration ID and would like to retrieve it please go to: Registration > Retrieve Password > Enter your email address

# Categories

Students can choose to present the research results in a exhibit *or* performance.

**All official rules are available in the Rule Book.** To download the Rule Book, on the website, please go to: Materials > 2016GNHD : Rule Book.

## PERFORMANCE

A performance is a dramatic portrayal of your topic's significance to natural science and must be original in production. It must be scripted by you based on research of your chosen topic. Your performance should have dramatic appeal, but not at the expense of scientific information.



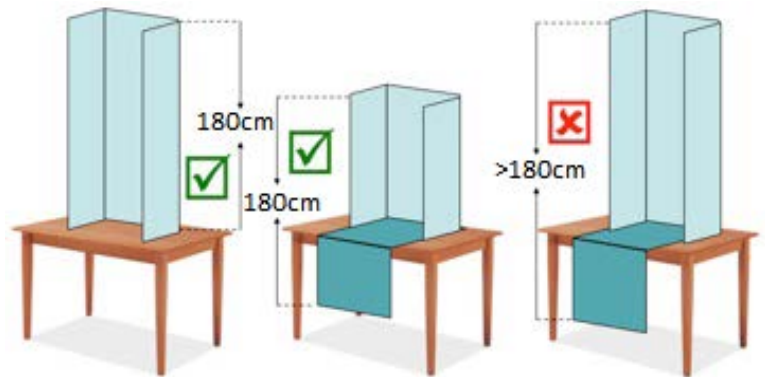
*A performance at the Global Finals in Jinan*

Performances may not exceed than **8 minutes** in length. Timing starts at the beginning of the performance following the announcement of the title and student name(s). Any other introductory remarks will be considered part of the performance and will be counted as part of the overall time. You will be allowed an additional **3 minutes** to set up and **3 minutes** to remove any props needed for your performance.

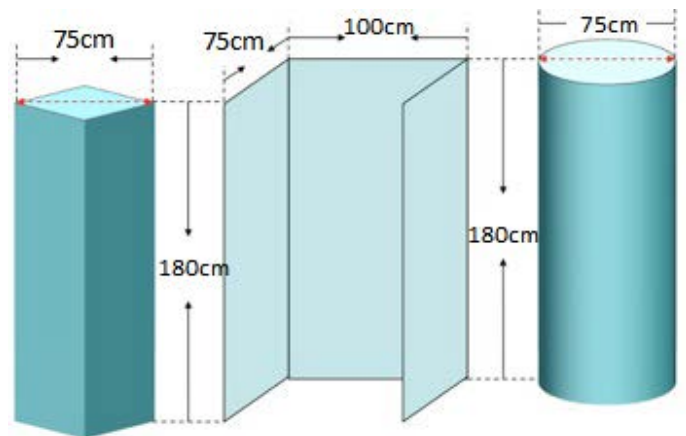
## EXHIBIT

An exhibit is a visual representation of your research and interpretation of your topic's significance to natural science. The analysis and interpretation of your topic must be clear and evident to the viewer. Labels and captions should be used creatively with pictures and objects to enhance your exhibit.

The overall size of your exhibit must be no larger than **100cm wide, 75cm deep, and 180cm high**. Measurement of the exhibit does not include the table on which it rests; however, it would include any stand that you create and any table drapes.



Circular or rotating exhibits or those meant to be viewed from all sides must be no more than **75cm** in diameter.



# Step by step

## 1. Choose a Topic

Natural history is a broad field offering endless possibilities for exploration. Feel free to focus your project around any plant, animal, or other living organism of your choice. However, your research and project conclusions must clearly relate to the annual theme of “Guanxi: Relationships in Nature.” Limiting the scope of a topic will keep research, analysis, interpretation, and presentation tasks manageable.

## 2. Ask Good Research Questions

Good research is guided by good questions. What do you already know about this topic? What do you hope to learn about your topic? How can you find answers to these questions? Taking the time at the beginning to create a research plan is a big first step toward success.

## 3. Doing your own Research

At the beginning, this involves researching books at the library, seeking out credible information on the Internet, and visiting museums, zoos and botanical gardens.

Furthermore, you can interview scientists and other experts in the particular area, or start your own experiment.

## 4. Use Data To Draw Conclusions

What did you determine about your topic’s past, present, and future? How has it shown (or not shown) itself to be adaptable and resilient in the past? What discoveries did you make about its relationships in nature?

What projections can you make about its sustainability into the future? How can humans use these discoveries to make the world a better place?

## 5. Report Your Findings

All competitors are required to submit a process paper that includes a description of how you chose your topic, how you conducted your research, how you created your project, and how your project relates to the theme. A list of references that have contributed to your entry is also required. Please list them in our provided form (Written Material). When you confirm your participation on the website, you have to upload Written Material for the judges to review in advance.

**Materials > 2016GNHD : Written Materials (print)**

## 6. Share Your Discoveries In an Exhibition Or Performance

You may choose to share your findings in an exhibit or a presentation. An exhibit is a visual representation of your research and interpretation of your topic’s significance to nature, much like a small museum exhibit.

A performance is a dramatic portrayal of your topic’s significance to nature and must be original in production. It must be scripted by you and based on the research of your chosen topic. Your performance should have dramatic appeal, but not at the expense of scientific information.



*A performance at the Global Finals in Jinan*



# Judging

All the official rules for GNHD are available in the 2016 Rule Book.

Materials > 2016GNHD : Rule Book

## Judges

Natural scientists, educators, and other experts who possess relevant experience serve as judges in the GNHD.



Judges were question about the exhibit during the Global Finals

## Evaluation process

Judges follow a non-numerical, consensus (agreement) process. Each judge completes an evaluation form and is highly encouraged to provide helpful feedback. After reviewing the entries in a set, the judges adjourn to discuss the merits of each entry.

## Criteria

### 1) Natural Scientific Quality

The most important aspect of your entry is its natural scientific quality. You should ask yourself the following questions to help you focus on your analysis:

- a) Is the entry scientifically accurate? How is it related to Humanity, History or Social Science?
- b) Does my exhibition/presentation demonstrate wide research of my topic rather than draw conclusions from limited materials?
- c) Does my entry demonstrate an understanding of its natural scientific context?
- d) Does my entry provide the analysis and interpretation of myself rather than only quote other opinions?
- e) How well does my entry demonstrate the effective use of resources combined with Written Material?
- f) How well does my entry demonstrate a balanced and comprehensive research content of the topic rather than assert a subjective conclusion?

### 2) Relation to the Annual Theme

Your entry must clearly explain the relation of your topic to the annual Global Natural History Day theme. You should ask yourself the following questions to help focus your topic on the theme and its significance.

- a) How does my topic relate to the theme?
- b) Why is my topic important?
- c) How is the significance of my topic to nature related to the GNHD theme?
- d) What impact did the species or phenomenon of my topic have on nature?

# General rules

- e) How did events and atmosphere (social, economic, political, and cultural aspects) influence the species or phenomenon I have selected as my topic?

## 3) Clarity of Presentation

Although scientific quality is most important, your entry must be presented in an effective manner. You should ask yourself the following questions to help you focus on your presentation.

- a) Is my entry original, creative, and imaginative in content and presentation?
- b) Is my Written Material clear, grammatically correct, and accurately spelled?
- c) Is my entry well-organized?
- d) Do I display stage presence and artistic acts in a performance?
- e) Do I express myself clearly and fluently?

## 1) Annual Theme

Your entry must relate clearly to the annual theme and explain your topic's significance to natural science.

## 2) Team Participation

All team members must participate in the research and presentation of the project.

## 3) Development Requirements

Entries submitted to GNHD must be original and been researched and developed in the current GNHD year. Revising or reusing an entry from a previous year — whether it is yours or another student's — will result in disqualification.

## 4) Construction of an Entry

You are responsible for the research, design, and creation of your entry. You may receive help and advice from teachers and parents on the technical aspects of creating your entry.

- a) You may have help typing your paper and other written materials.
- b) You may seek guidance from your teachers as you research and analyze your material, but the conclusions must be your own.
- c) You may have photographs and slides commercially developed
- d) You may have reasonable help cutting out your exhibit backboard or performance props (e.g., a parent uses a cutting tool to cut the board that you designed).

The image displays two sample assessment forms for the GNHD 2016 Global Natural History Day Judging Criteria. The top form is for 'EXHIBIT' and the bottom form is for 'Performance'. Both forms feature a 'JUDGING CRITERIA\*' table with columns for 'EVALUATION' (Superior, Excellent, Good, Fair, Needs Improvement) and a 'COMMENTS' section. The 'EXHIBIT' form includes criteria for Natural Science Quality (50%), Written Material (30%), and Relation to Theme (20%). The 'Performance' form includes criteria for Natural Science Quality (50%), Performance (30%), and Relation to Theme (20%).

Sample Assessment Forms

## 5) Set-up

You are responsible for setting up your own exhibit, equipment, or props on Check-in and Judging day. You may have reasonable help carrying them, but set-up must be completed by you and your teammate.

## 6) Equipment/Supplies

You are responsible for supplying all props and equipment at each level of GNHD™. All entries should be constructed keeping transportation, set-up time, size, and weight in mind (e.g., foam core v. solid oak for an exhibit; folding table v. antique desk for a performance). For Performance category, power of electricity and projection screens are available. You must provide any and all other supplies and equipment necessary for presenting your entry.

## 7) Discussion with Judges

You should be prepared to answer judges' questions about the content and development of your entry. You will not give a formal, prepared introduction, narration, or conclusion. Instead, let the judges' questions guide the interview. Ultimately, your entry should be able to stand on its own without any additional comments from you. You should be prepared to explain the design, research, and creation of your entry if questioned by the judges. Judges need to know that your entry is the result of your own work.



*A student answering questions of the judges at the Global Finals in Jinan*

## 8) Costumes

Participants in the performance category may wear costumes related to the focus of their entry. Participants in the exhibition category may wear costumes when their projects are being judged. The costumes have to relate to their exhibition and chosen research topic.



*Students were wearing costumes during the presentation of their exhibit at Global Finals in Jinan.*

## 9) Prohibited Materials

Items that are potentially dangerous in any way – such as weapons, firearms, animals, organisms, plants – are strictly prohibited. Such items will be confiscated by security personnel or contest officials and may result in disqualification. Replicas of such items that are obviously not real are permissible. Please contact your teacher and contest coordinator to confirm guidelines before bringing the replica to a contest.

## 10) Title

Your entry must have a title that is clearly visible on all Written Materials.

# Written Material

- Title Page
- Process paper
- Annotated bibliography

These materials must be typed or neatly printed on A4 paper, and stapled together in the top left corner. Do not enclose them in a cover or binder. You must provide five copies of these materials in order to submit at all levels of competition.

These materials are available on the website [www.gnhd.international](http://www.gnhd.international)

Materials > GNHD2016 : Written Materials

## Title Page

A title page is required as the first page of written material in both categories. Your title page must include only the title of your entry, your name(s), and registration ID and category in which you are entered.

The image shows a registration form for the Global Natural History Day 2015. It includes sections for:
 

- Annotated Bibliography:** A form with a table for listing sources, including columns for Author, Year, Title, and Page.
- Process Paper:** A form with a large text area for writing the process paper, limited to 1000 words.
- Written Material Title Page:** A form with fields for Entry Code, Entry Title, Division (Junior/Senior), Category (Exhibit/Performance), and Stage (Regional Semifinals/Global Finals).

Written Materials Form

## Process Paper

All entries must include a process paper with the entry. It must describe in 1,000 words or less how you conducted your research and created your entry. The process paper must include four sections that explain:

- How did you choose your topic?
- How did you conduct your research?
- How did you select your entry category and create your project?
- How does your project relate to the GNHD annual theme?

## Annotated Bibliography

An annotated bibliography is required for both categories. List only those sources that contributed to the research, sources that provide usable information or new perspectives. Sources of visual and audio materials and oral interviews must be included. The annotations for each source must explain how you used the source and how it helped you understand your topic.

## Format

Use the following format for annotated bibliography:

### Book:

Author, *Title of the book* (Publisher, Year) Page.

### Journal:

Author, "Title of the article", *Title of the Journal* (Year, edition) page.

### Newspaper:

Author, "Title of the article", *Name of the newspaper* (Year-month-date) page.

### Others:

including title, source and date.

## Plagiarism

You must acknowledge in your annotated bibliography all sources used in your entry. Failure to credit sources is plagiarism and will result in disqualification.

# Schedule

## Online Registration

- a) January – May: Official website “registration” portal opens for Semi-final Selection.
- b) March – June 10<sup>th</sup> : Registration opens for Global Finals at Shanghai Natural History Museum.

## Semi-Final Selection

March – May: Semi-Final Round (Date will vary in each country)

## Global Finals

The Global Finals will be held in Shanghai at the Shanghai Natural History Museum on July 20 - 26, 2016.



# Contact

Behring Global Educational Foundation

## Address:

Room 501, # 10 Building, CREA-INFINITY,  
600 North Shan xi Rd  
Shanghai 200041 China

## Website

[www.gnhd.international](http://www.gnhd.international)

## General inquiries or questions

If you have any questions or you want to have more information, please feel free to contact Associate Director of BGEF (GHEF) Thailand

Ms. Peeda Chitnuyanont

@: [peeda@gnhd.org](mailto:peeda@gnhd.org)

Tel: +66 81 716 4169

